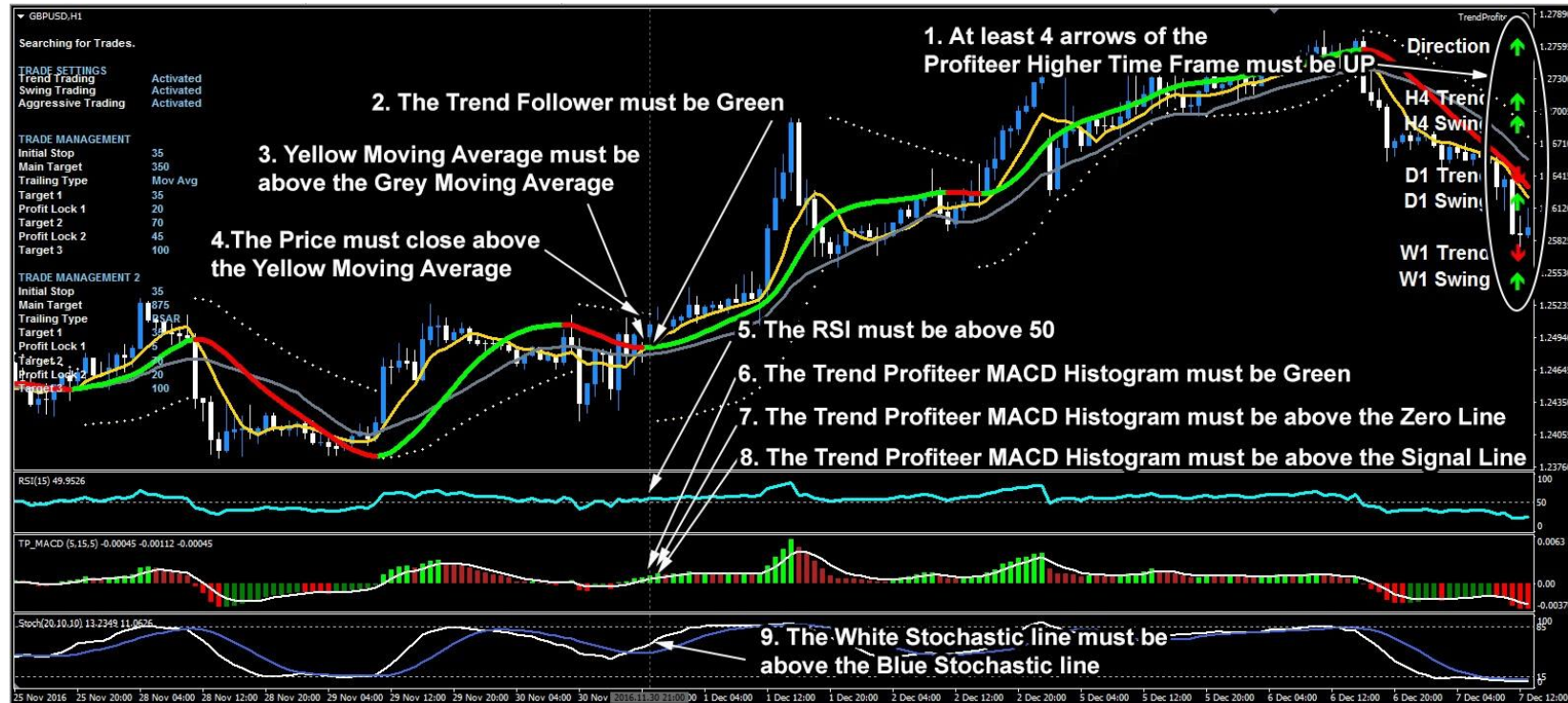


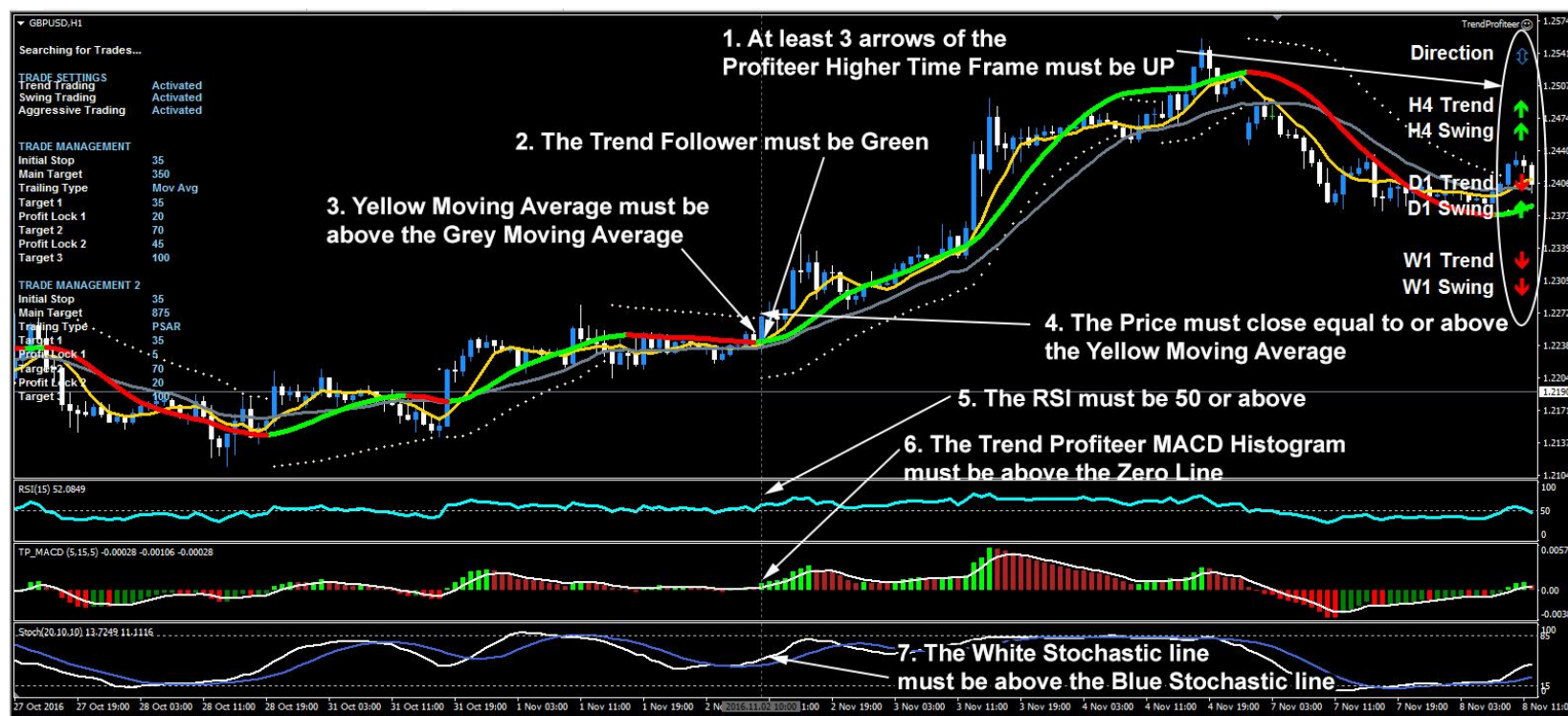
1. At least **4 arrows** of the **Profiteer Higher Time Frame** must be **UP**
2. The **Trend Follower** must be **Green**
3. The **Yellow Moving Average** must be **above** the **Grey Moving Average**
4. The Price must **close above** the **Yellow Moving Average**
5. The **RSI** must be above 50
6. The Trend Profiteer MACD Histogram must be **Green**
7. The Trend Profiteer MACD Histogram must be **above** the **Zero Line**
8. The Trend Profiteer MACD Histogram must be **above** the **Signal Line**
9. The **White Stochastic** line must be **above** the **Blue Stochastic line**



1. At least **4** arrows of the **Profiteer Higher Time Frame** must be **DOWN**
2. The **Trend Follower** must be **Red**
3. The **Yellow Moving Average** must be **below** the **Grey Moving Average**
4. The Price must **close below** the **Yellow Moving Average**
5. The **RSI** must be **below 50**
6. The **Trend Profiteer MACD Histogram** must be **Red**
7. The **Trend Profiteer MACD Histogram** must be **below** the **Zero Line**
8. The **Trend Profiteer MACD Histogram** must be **below** the **Signal Line**
9. The **White Stochastic** line must be **below** the **Blue Stochastic line**



1. At least **3 arrows** of the **Profiteer Higher Time Frame** must be **UP**
2. The **Trend Follower** must be **Green**
3. The **Yellow Moving Average** must be **above** the **Grey Moving Average**
4. The Price must **close equal to or above** the **Yellow Moving Average**
5. The **RSI** must be **50 or above**
6. The **Trend Profiteer MACD Histogram** must be **above** the **Zero Line**
7. The **White Stochastic** line must be **above** the **Blue Stochastic line**





**For Free Forex EA, Indicators and more Visit
ForeXCracked.com**

Join Our Telegram Group Chat To Discuss Further About These.

>>>> <https://t.me/fxcracked>

Free trading system, Reviews of Brokers, EA and more.

>>>> <https://www.fxcracked.com>

Our forum

>>>> <https://www.JustForForex.com>

Our Discord Channel



>>>> <https://discord.gg/43P5CRk>

Reliable and Trusted FOREX VPS

>>>> <https://fxvm.net/>

Our Trusted Broker List



>>>> <http://bit.ly/Trusted-Brokers>

	Min Deposit of 5\$ Allow Cent Account Levergae up to 1:888	Register
	Min Deposit of 20\$ Allow USA Traders Levergae up to 1:500	Register

Trusted Forex Signals

	 trade_with_sam Earn While Learn ★★★★★ 5.0 (41 reviews)	FOREX SIGNALS 600 to 800 Pips Weekly 90% Accurate
--	---	--

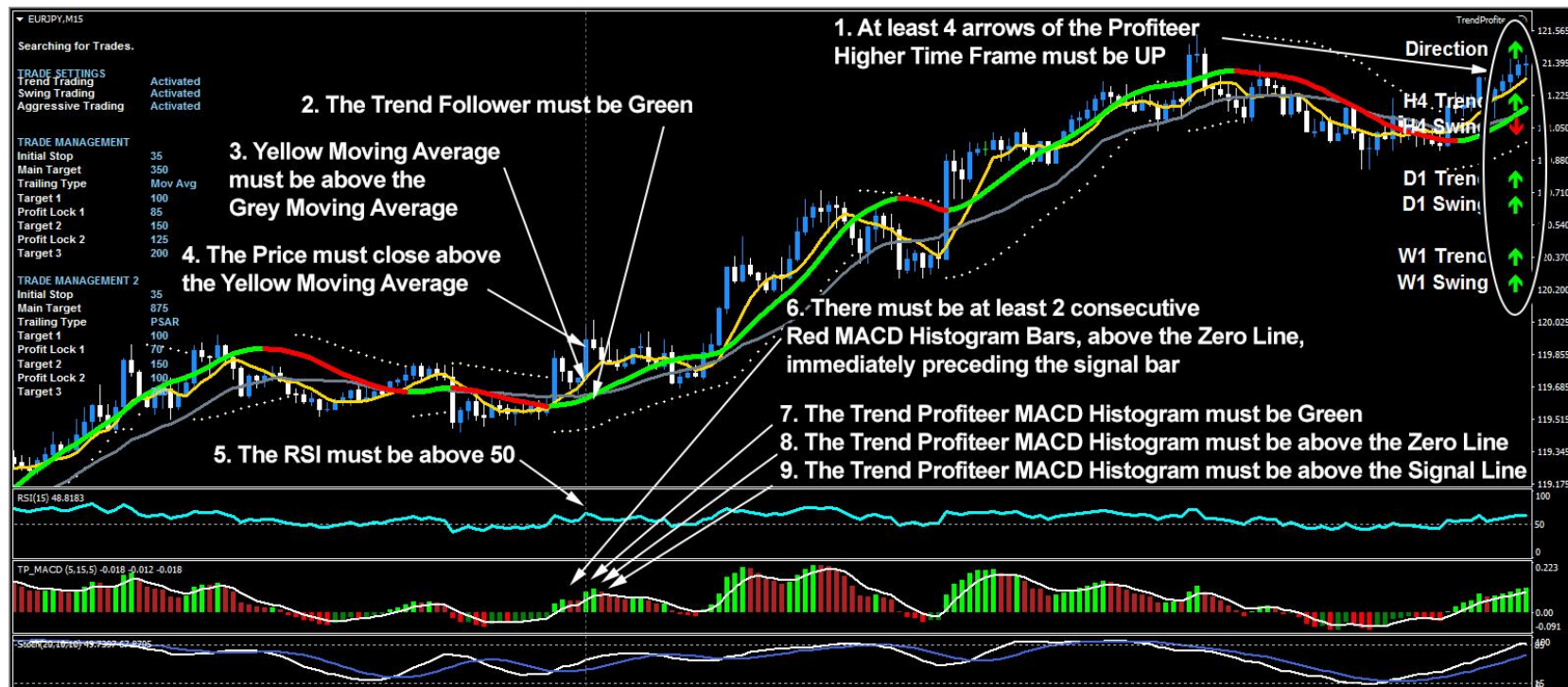
Free 30\$ No Deposit Forex Bonus

Get your \$30 Trading Bonus*	 
<small>*T&Cs apply. Forex and CFD trading is high risk and can result in the loss of all your invested capital.</small>	Open an Account

1. At least **3** arrows of the **Profiteer Higher Time Frame** must be **DOWN**
2. The **Trend Follower** must be **Red**
3. The **Yellow Moving Average** must be **below** the **Grey Moving Average**
4. The Price must **close equal to or below** the **Yellow Moving Average**
5. The **RSI** must be **50 or below**
6. The **Trend Profiteer MACD Histogram** must be **below** the **Zero Line**
7. The **White Stochastic** line must be **below** the **Blue Stochastic line**



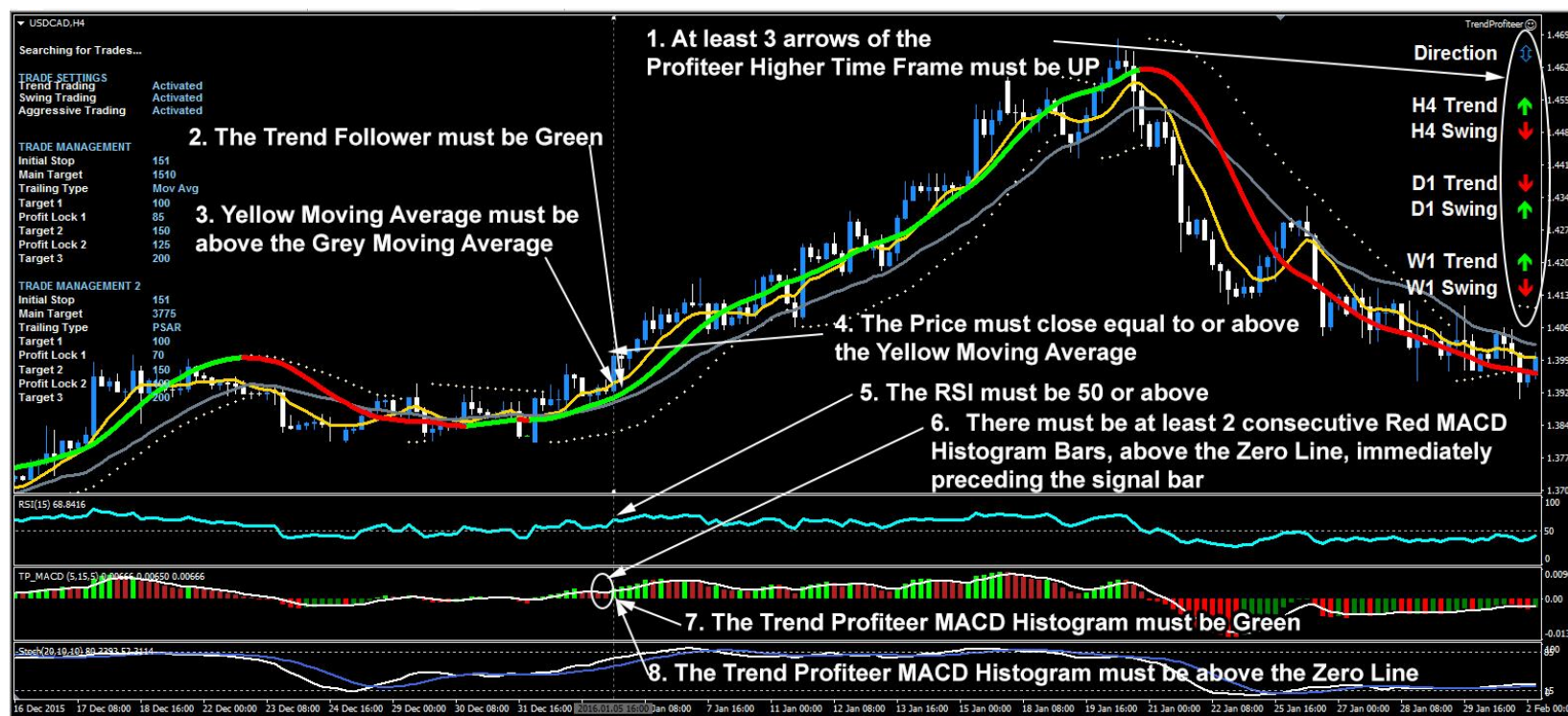
1. At least **4 arrows** of the **Profiteer Higher Time Frame** must be **UP**
2. The **Trend Follower** must be **Green**
3. The **Yellow Moving Average** must be **above** the **Grey Moving Average**
4. The Price must **close above** the **Yellow Moving Average**
5. The **RSI** must be **above 50**
6. There must be at least **2 consecutive Red MACD Histogram Bars**, above the **Zero Line**, immediately preceding the signal bar
7. The **Trend Profiteer MACD Histogram** must be **Green**
8. The **Trend Profiteer MACD Histogram** must be **above** the **Zero Line**
9. The **Trend Profiteer MACD Histogram** must be **above** the **Signal Line**



1. At least **4 arrows** of the **Profiteer Higher Time Frame** must be **DOWN**
2. The **Trend Follower** must be **Red**
3. The **Yellow Moving Average** must be **below** the **Grey Moving Average**
4. The Price must **close below** the **Yellow Moving Average**
5. The **RSI** must be **below 50**
6. There must be at least **2 consecutive Green MACD Histogram Bars**, below the **Zero Line**, immediately preceding the signal bar
7. The **Trend Profiteer MACD Histogram** must be **Red**
8. The **Trend Profiteer MACD Histogram** must be **below** the **Zero Line**
9. The **Trend Profiteer MACD Histogram** must be **below** the **Signal Line**



1. At least **3** arrows of the **Profiteer Higher Time Frame** must be **UP**
2. The **Trend Follower** must be **Green**
3. The **Yellow Moving Average** must be **above** the **Grey Moving Average**
4. The Price must **close equal to or above** the **Yellow Moving Average**
5. The **RSI** must be **50** or above
6. There must be at least **2** consecutive **Red** **MACD Histogram Bars**, above the **Zero Line**, immediately preceding the signal bar
7. The **Trend Profiteer MACD Histogram** must be **Green**
8. The **Trend Profiteer MACD Histogram** must be **above** the **Zero Line**



1. At least **3** arrows of the **Profiteer Higher Time Frame** must be **DOWN**
2. The **Trend Follower** must be **Red**
3. The **Yellow Moving Average** must be **below** the **Grey Moving Average**
4. The Price must **close equal to or below** the **Yellow Moving Average**
5. The **RSI** must be **50 or below**
6. There must be at least **2** consecutive **Green** **MACD Histogram Bars**, below the **Zero Line**, immediately preceding the signal bar
7. The **Trend Profiteer MACD Histogram** must be **Red**
8. The **Trend Profiteer MACD Histogram** must be **below** the **Zero Line**

